

NAME _____

DATE _____

Power Up Your Password

Directions


Follow the steps to create your own strong password.

Practice Round






1. Start with a phrase . Think of a quote or group of words that will be easy to remember.	Example: <i>There's no way I'm kissing a frog.</i>
2. Write down just the first letter of each word in the phrase.	
3. Capitalize some of the letters.	
4. Add one or two memorable numbers .	
5. Memorize it. Repeat your new password in your head so it sticks.	

Your Turn

1. Start with a phrase . Think of a quote or group of words that will be easy to remember.	
2. Write down just the first letter of each word in the phrase.	
3. Capitalize some of the letters.	
4. Add one or two memorable numbers .	
5. Memorize it. Repeat your new password in your head so it sticks.	



Password Tips to Remember

-  Start with a memorable _____.
-  Only your _____ should know your password.
-  Never use any _____ identity information in your password.
-  Create passwords with at least _____ characters.
-  Use letters, numbers, and _____ in your password.



PRIVACY & SECURITY

We care about everyone's privacy.

